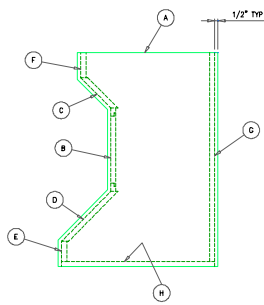
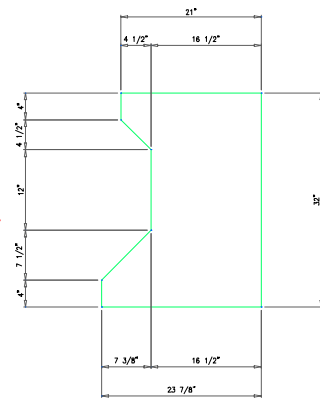


LAYOUT

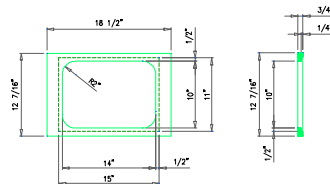


ASSEMBLY

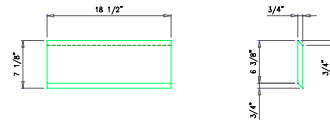
DETAIL "A"



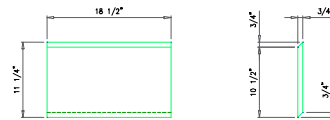
DETAIL "B"



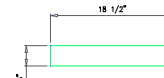
DETAIL "C"



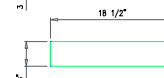
DETAIL "D"



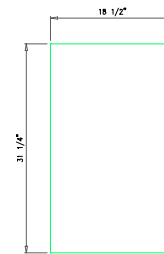
DETAIL "E"



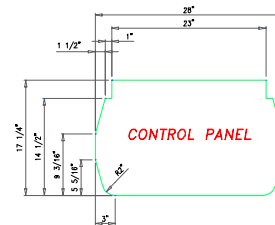
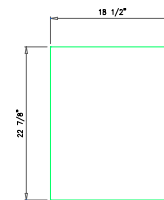
DETAIL "F"



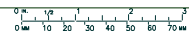
DETAIL "G"



DETAIL "H"



- NOTES:  
 1. ALL MATERIAL 3/4" MDF.  
 2. ALL INTERIOR PANELS SET BACK 1/2".  
 3. INTERNAL BRACING NOT SHOWN ON THIS DWG.



TOLERANCES: DO NOT SCALE DRAWING			
#1/16"	DIMENSIONAL DIMENSIONS UNLESS OTHERWISE NOTED		
#1/16"	DIMENSIONS UNLESS OTHERWISE NOTED		
#010"	DIMENSIONS UNLESS OTHERWISE NOTED		
#1"	DIMENSIONS UNLESS OTHERWISE NOTED		
CREATED BY	REV DATE	REVISION DESCRIPTION	REV

**OSCAR CONTROLS**  
ARCADE COMPONENTS

OSCAR'S GOTHAM CABINET  
BASE UNIT

SCALE	1 1/2"=1'-0"	DRAWN	KELSEY	APPROV.
DESIGNED	KELSEY	DATE	6/14/02	BY
URL	HTTP://WWW.OSCARCONTROLS.COM		DWG. NO.	GOTHAM PEDESTAL