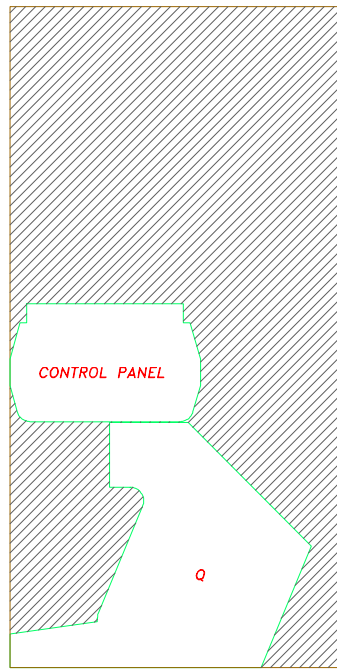
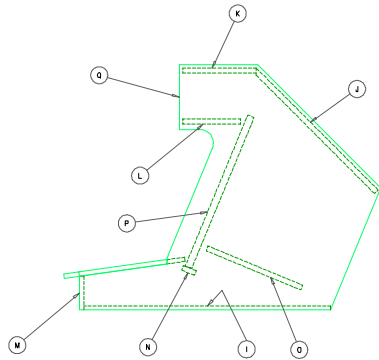


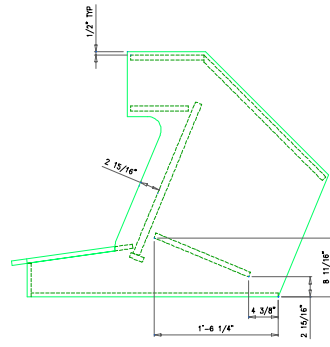
LAYOUT



LAYOUT

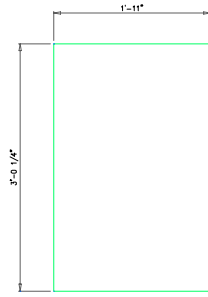


ASSEMBLY

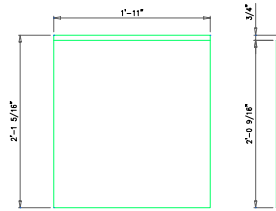


PANEL LOCATIONS


DETAIL "I"



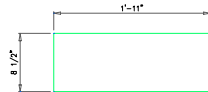
DETAIL "J"



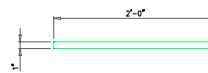
DETAIL "K"



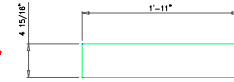
DETAIL "L"




DETAIL "P" (x2)



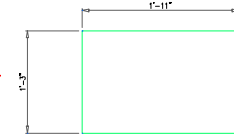
DETAIL "M"



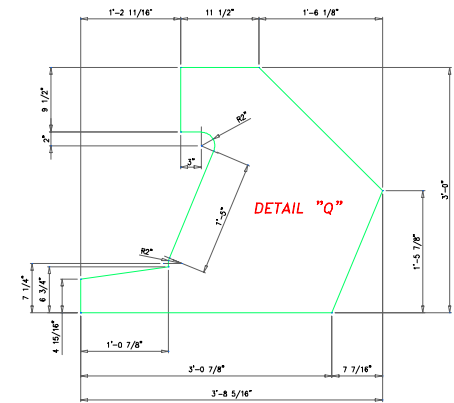
DETAIL "N"



DETAIL "O"



DETAIL "Q"



NOTES:

1. ALL MATERIAL 3/4" MDF.
2. REAR PANEL OPTIONAL. 1/4" MASONITE USED ON THIS PROJECT.
3. INTERNAL BRACING NOT SHOWN ON THIS DWG.

TOLERANCES		REV	DATE	DESCRIPTION
± 1/16"	DO NOT SCALE DRAWING			
± 1/16"	INTERNAL DIMENSIONS UNLESS OTHERWISE SPECIFIED			
± 0.010"	DRILL DIA. UNLESS OTHERWISE SPECIFIED			
± 1"	ASSEMBLY TOLERANCES UNLESS OTHERWISE SPECIFIED			

OSCAR CONTROLS
ARCADE COMPONENTS

OSCAR'S GOTHAM CABINET
UPPER UNIT

SCALE: 1/2"=1'-0"	DESIGNER: KELSEY	DRAWN: KELSEY	APPV: [blank]
DATE: 6/14/02	DATE: 6/14/02	DATE: 6/14/02	DATE: 6/14/02
URL: HTTP://WWW.OSCARCONTROLS.COM	PROJECT: GOTHAM TOP		

